



District Report Card: 2017


State: Assam	District: Sibsagar
Class: 3	Subject: Language
Schools: 61	Students: 730


Participation/Coverage


Students

<div>GENDER</div> <div></div>	Boys			Girls		
	Number		%	Number		%
	334		45.75	396		54.25

<div>AREA</div> <div></div>	Rural			Urban		
	Number		%	Number		%
	602		82.47	128		17.53

<div>CATEGORY</div> <div></div>	SC		ST		OBC		GEN	
	Number	%	Number	%	Number	%	Number	%
	39	5.34	15	2.05	554	75.89	122	16.71

<div>CWSN</div> <div></div>	LD	VI	HI	S&LD	ID	Oth
	0	1	0	3	2	2

<div>Management</div> <div></div>	Government			Government-aided		
	Number		%	Number		%
	730		100.00	0		0.00

Average Performance of Students in Language (%)

Overall	Gender		Area		Management		Social Group			
	Male	Female	Rural	Urban	Govt.	Aided	SC	ST	OBC	GEN
66.41	66.63	66.23	66.62	65.42	66.41	0.00	56.75	60.00	66.75	68.74

Performance on Learning Outcomes (LOs)

Learning Outcomes	Description	Average Performance(%)
L304	Reads small texts with comprehension i.e., identifies main ideas, details, sequence and draws conclusions	66.95
L312	Reads printed scripts on the classroom walls: poems, posters, charts etc.	65.34

Range of Performance of Students who Answered Correctly							
Below 30%		30% - 50%		50% - 75%		Above 75%	
Number	%	Number	%	Number	%	Number	%
55	7.53	143	19.59	235	32.19	297	40.68

Lowest Performing Learning Outcomes (LOs)

1 - Reads printed scripts on the classroom walls: poems, posters, charts etc. (65.34)

2 - Reads small texts with comprehension i.e., identifies main ideas, details, sequence and draws conclusions (66.95)